



Start **1505 E Main Ave  
Morgan Hill, CA 95037**

End **3000 Benton St  
Santa Clara, CA 95051**

Travel **31.5 mi – about 37 mins, up  
to 45 mins in traffic**

**Save trees. Go green.**  
Download Google Maps for  
Text maps to 46645.

**1505 E Main Ave  
Morgan Hill, CA 95037**

**Drive:** 31.5 mi – about 37 mins, up to 45 mins in traffic

1. Head **northeast** on **E Main Ave** toward **Elm Ave** 0.7 mi  
2 mins

2. **E Main Ave** turns **left** and becomes **Cochrane Rd** 2.3 mi  
4 mins

3. Take the ramp onto **US-101 N** 16.5 mi  
16 mins

4. Take the exit onto **I-280 N** toward **Downtown San Jose** 9.2 mi  
10 mins

5. Take the exit toward **Lawrence Expy** 0.4 mi  
1 min

6. Continue toward **Lawrence Expy** and merge onto **Lawrence Expy** 1.6 mi  
3 mins

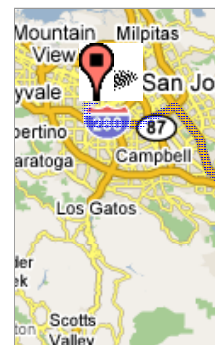
7. Turn **right** at **Benton St** 0.8 mi  
2 mins

**3000 Benton St  
Santa Clara, CA 95051**

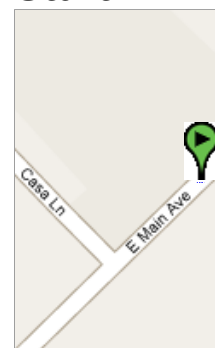
These directions are for planning purposes only. You may find that construction projects, traffic, or other events may cause road conditions to differ from the map results.

Map data ©2007 NAVTEQ™

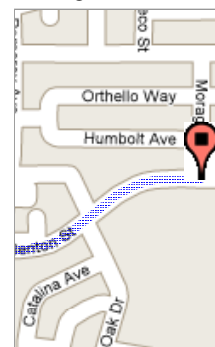
**Overview**



**Start**



**End**



Map data ©2  
NAVTEQ™